

Program Educational Objectives

The program educational objectives have been formulated and implemented to graduate professional pilots who meet the missions of the program, Parks College of Engineering, Aviation and Technology, and Saint Louis University. These objectives are focused on the development of graduates who have had exceptional academic experiences at a Jesuit Catholic university, and who are prepared to serve the local, national, and international community by advancing the quality of human life. The program educational objectives for the Bachelor of Science degree offered by the Department of Aviation Science are listed below. These objectives have been developed with input from the faculty, staff, as well as constituents, including students, alumni, and employers.

Program educational objectives are narrow, specific statements that describe what students are expected to know and to be able

Knowledge

Graduates of the Aeronautics degree program will be able to demonstrate their ability to build upon their fundamental knowledge in mathematics, sciences, and liberal arts to analyze, synthesize, and evaluate contemporary problems in the Aeronautics domain.

Skills

Graduates of the Aeronautics program will be able to demonstrate proficiency in the following skills:

- Aircraft piloting skills, if applicable to the student;
- Oral, written, and team communication skills to plan, execute, and present team projects in a peer-review setting;
- Research skills to collect data via appropriate literature searches, apply appropriate analytical techniques, synthesize professional-quality reports, and present the research results;
- Critical thinking and analytical skills to solve problems;
- Decision-making skills to evaluate and proactively resolve industry-related challenges, and;
- Team building skills that apply interpersonal communication skills and decision-making skills to resolve conflicts, manage challenges, and build high-performing teams.

Abilities

In general, graduates of the Aeronautics degree program will have the ability to succeed in life and be able to the following abilities:

- Learn to learn; therefore, they will be able to acquire new knowledge, solve new problems, and adapt to new environments;
- Maintain their curiosity for new knowledge, their imagination for innovative solutions, and their creativity in applying their knowledge and skills in novel ways;
- Develop their ability to self-motivate and dedicate themselves to every endeavor with passion;
- Apply sound ethical judgment in their personal and professional lives marked by integrity and trust, and;
- Strive to serve others in their personal, professional, and communal responsibilities.

Attitude

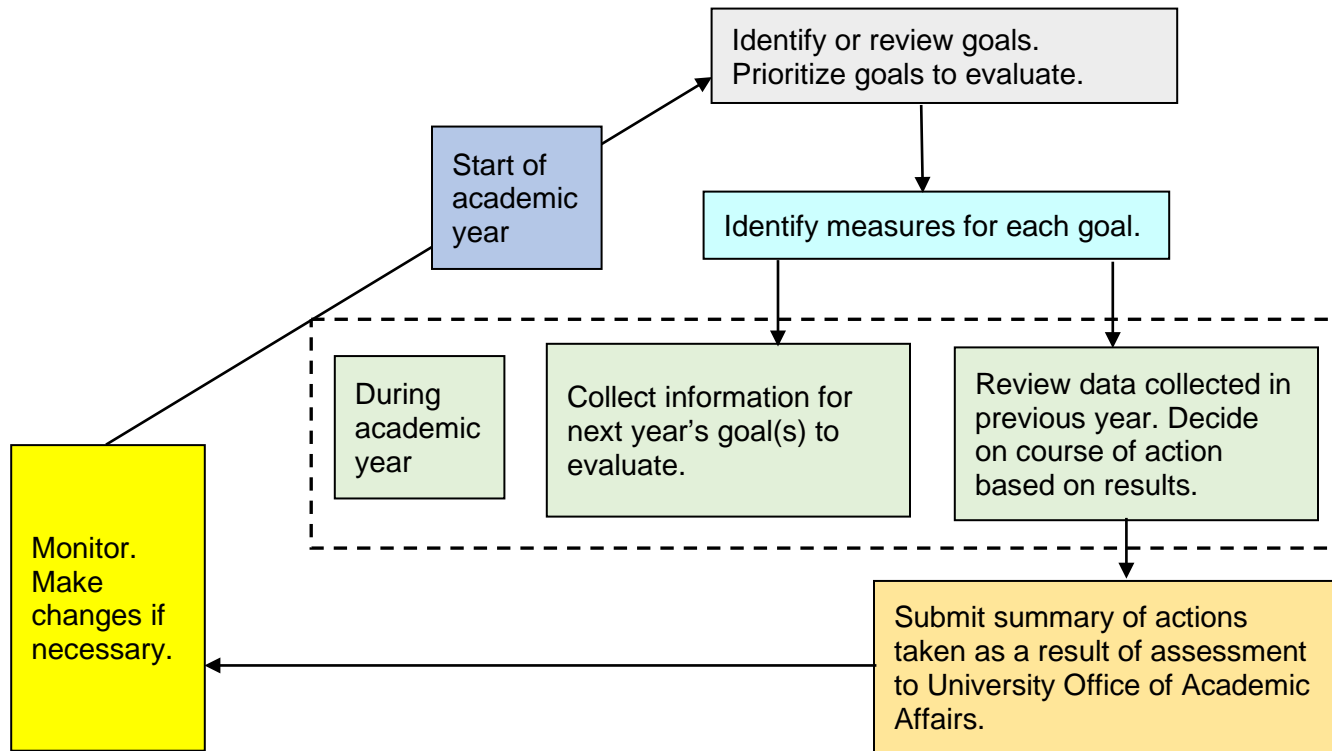
Ultimately, the graduates of the Aeronautics degree program are products of a Jesuit university. As such, they will demonstrate the following attitudes:

- Respect the universality—the inclusiveness—of a variety of intellectual disciplines that synergistically enrich each other as well as the multitude of spiritual paths that open one's mind to the transcendent;
- Strive toward service to their fellow human beings as men and women for others, and in so doing, they will strive to apply their technical knowledge and skills for the betterment of humanity, and;
- Whole-heartedly charged to contribute

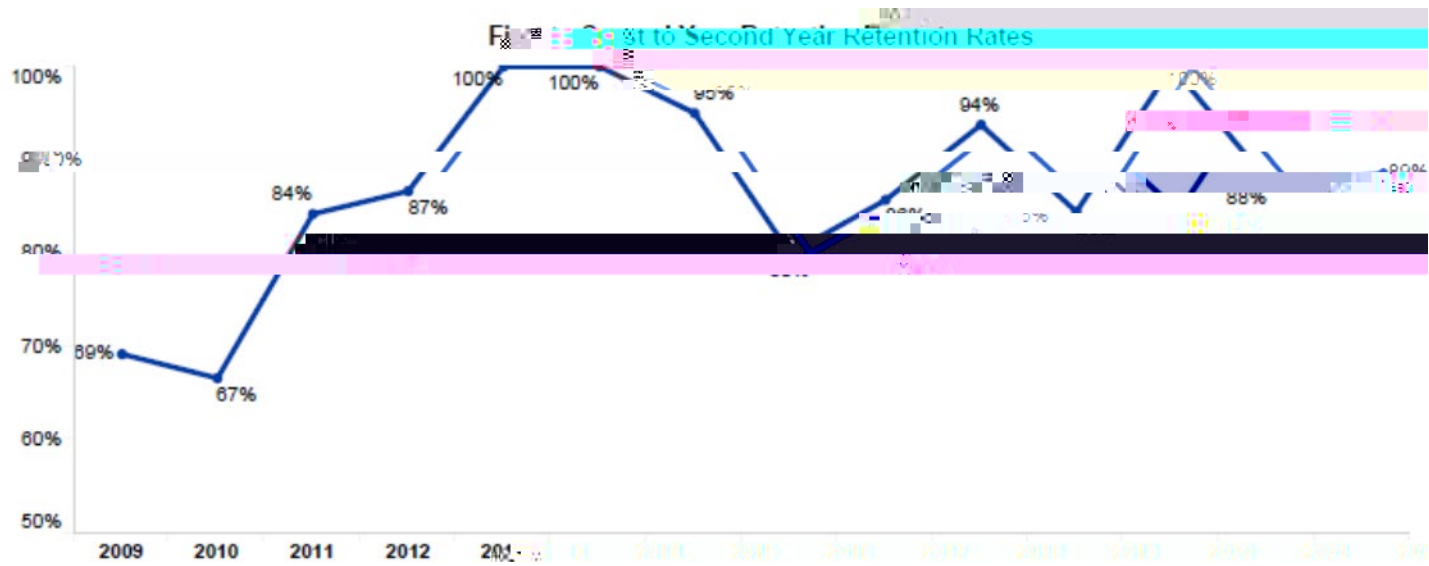
Mission Statement of the Department of Aviation Science

The mission of the Department of Aviation Science is to actively engage in the fulfillment of the University's mission so that our students are formed

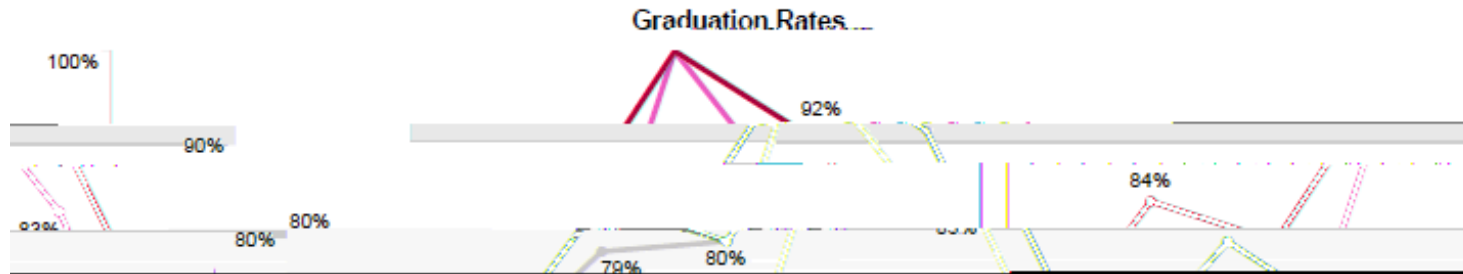
The measures collected are reviewed, recommendations for change are made and implemented, and the results of the changes are reviewed in subsequent cycles as shown in the following model.



Freshman Retention and Graduation Rates – All Aeronautics



| Fall Cohort | Retention Cohort | Fall2 Return | Fall2 Return % |
|-------------|------------------|--------------|----------------|
| 2009 | 10 | 7 | 70.0% |
| 2010 | 12 | 8 | 66.7% |
| 2011 | 19 | 16 | 84.2% |
| 2012 | 15 | 13 | 86.7% |
| 2013 | 9 | 9 | 100.0% |
| 2014 | 12 | 12 | 100.0% |
| 2015 | 20 | 19 | 95.0% |
| 2016 | 20 | 16 | 80.0% |
| 2017 | 24 | 19 | 79.2% |
| 2018 | 32 | 30 | 93.8% |
| 2019 | 45 | 38 | 84.4% |
| 2020 | 35 | 35 | 100.0% |
| 2021 | 41 | 38 | 92.7% |



- Graduation Rates
- Grad 6Yr%
 - Grad 5Yr%
 - Grad 4Yr%

